



Institutional Report

Total Response Count
10,117

Survey Responses by Campus

Campus	Count	Percent
Kamloops	9,870	98%
Williams Lake	247	2%

Survey Responses by Division

Division	Count	Percent
Faculty of Adventure, Culinary Arts and Tourism	356	4%
Faculty of Arts	1,853	18%
Faculty of Education and Social Work	1,361	13%
Faculty of Law	836	8%
Faculty of Science	2,407	24%
Faculty of Student Development	24	0%
School of Business and Economics	2,088	21%
School of Nursing	1,126	11%
School of Trades and Technology	66	1%

Survey Responses by Department

Department	Count	Percent
Accounting & Finance	607	6%
Adventure Studies	51	1%
Agricultural Related	141	1%
Allied Health	146	1%
Architectural & Engineering Technology	114	1%
Biological Sciences	432	4%
Career & Experiential Learning	16	0%
Computing Science	319	3%
Construction Trades	29	0%
Counselling, Academic Supports & Assessment	8	0%
Culinary Arts & Retail Meat	42	0%
EC, Elementary & Physical Ed	707	7%
Economics	392	4%
Engineering & Applied Science	141	1%
English & Modern Languages	423	4%
English Language Learning and Teaching	177	2%
Geography & Environmental Studies	71	1%
Health Care Assistant	262	3%
Human Enterprise & Innovation	428	4%
Journalism, Comm & New Media	352	3%
Law	836	8%
Management, International Business, Information and Supply Chain	374	4%
Marketing	287	3%
Mathematics and Statistics	347	3%
Mechanical and Welding Trades	37	0%
Natural Resource Sciences	173	2%
Nursing	864	9%
Philosophy, History & Politics	257	3%
Physical Sciences	574	6%
Psychology	313	3%
Science Undeclared	20	0%
Social Work and Human Service	267	3%
Sociology and Anthropology	297	3%

Survey Responses by Course Level

Course Level	Count	Percent
1000	2,964	29%
2000	2,395	24%
3000	2,672	26%
4000	996	10%
5000	539	5%
6000	193	2%
Preparatory	358	4%

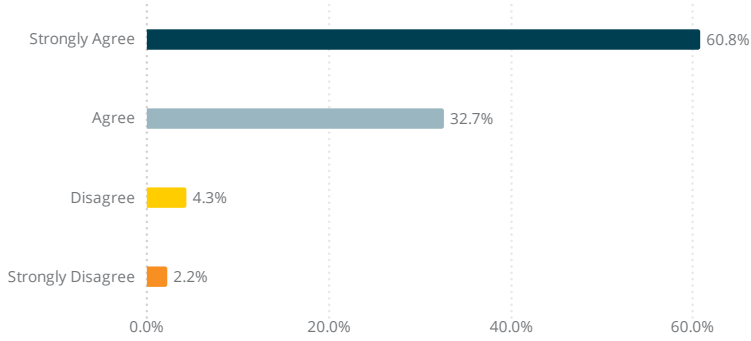
Tourism Management	263	3%
University & Employment Prep	210	2%
Visual and Performing Arts	140	1%

Part A. Senate Questions

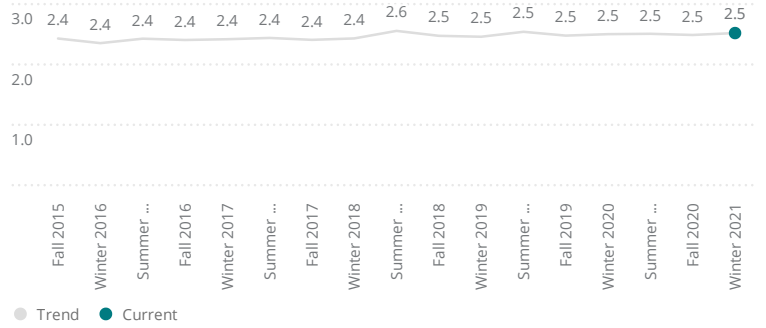
Administered to all courses.

0 = Strongly Disagree, 1 = Disagree, 2 = Agree, 3 = Strongly Agree

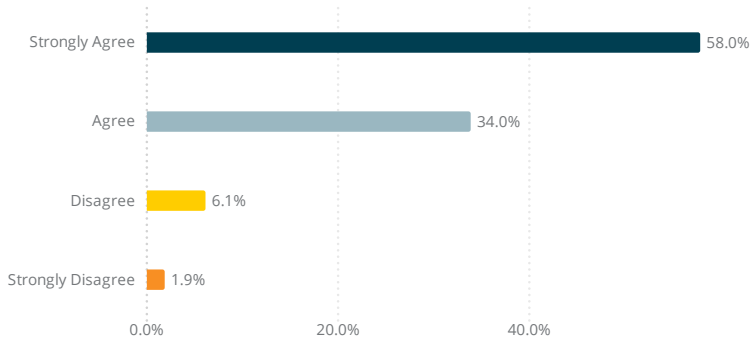
A1. The course was a valuable learning experience for me. 9,842 Responses



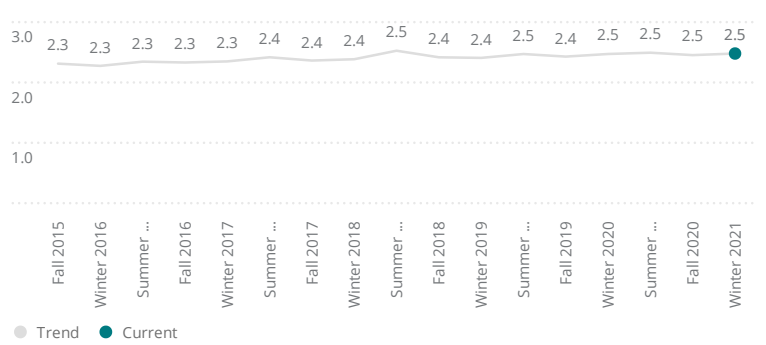
A1. Overall Score by Course Term



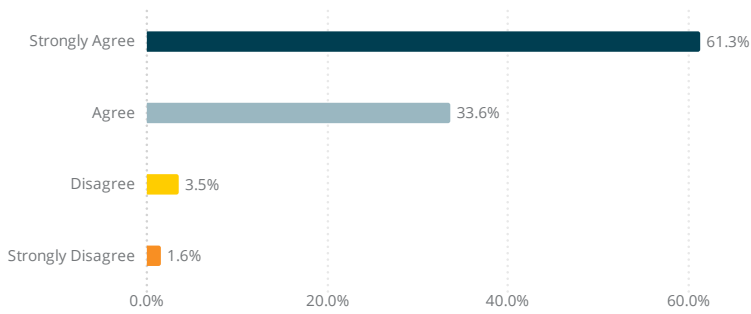
A2. The course challenged me to do my best work. 9,812 Responses



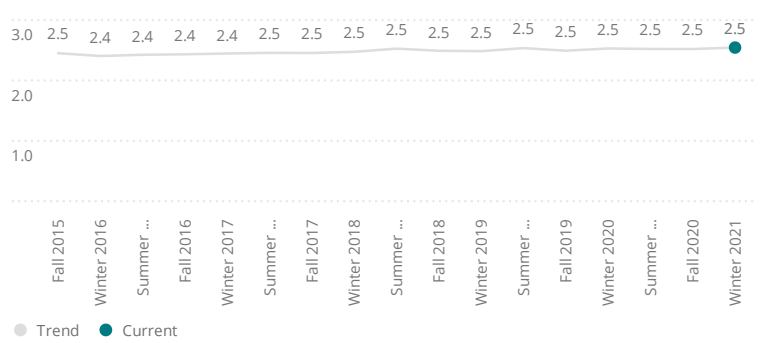
A2. Overall Score by Course Term



A3. I think the course content reflected the learning outcomes, as stated in the course outline. 9,811 Responses

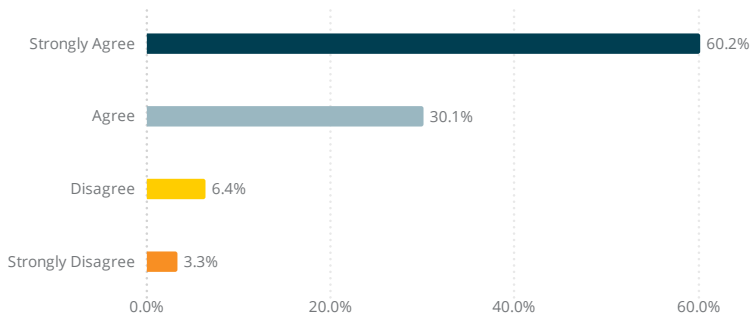


A3. Overall Score by Course Term



A4. The course experience increased my appreciation for the subject matter.

9,812 Responses



A4. Overall Score by Course Term

