



# Institutional Report

Total Response Count  
**2,594**

## Survey Responses by Campus

Campus	Count	Percent
Kamloops	2,559	99%
Williams Lake	35	1%

## Survey Responses by Division

Division	Count	Percent
Bob Gaglardi School of Business and Economics	932	36%
Faculty of Adventure, Culinary Arts and Tourism	67	3%
Faculty of Arts	550	21%
Faculty of Education and Social Work	664	26%
Faculty of Science	164	6%
Faculty of Student Development	71	3%
School of Nursing	125	5%
School of Trades and Technology	21	1%

### Survey Responses by Department

Department	Count	Percent
Accounting and Finance	255	10%
Adventure Studies	6	0%
Agricultural Related	1	0%
Career and Experiential Learning	71	3%
Communication and Visual Arts	171	7%
Computing Science	19	1%
Construction Trades	7	0%
Economics	217	8%
Education	494	19%
English Language Learning and Teaching	88	3%
Environment, Culture, and Society	84	3%
Health Care Assistant	63	2%
Human Enterprise and Innovation	144	6%
Literatures, Languages, and Performing Arts	210	8%
Management, Intl Bus, Info, Supply Chain	230	9%
Marketing	86	3%
Mathematics and Statistics	109	4%
Mechanical and Welding Trades	14	1%
Natural Resource Sciences	4	0%
Nursing	62	2%
Philosophy, History and Politics	49	2%
Physical Sciences	31	1%
Psychology	36	1%
Social Work and Human Service	47	2%
Tourism Management	61	2%
University and Employment Prep	35	1%

### Survey Responses by Course Level

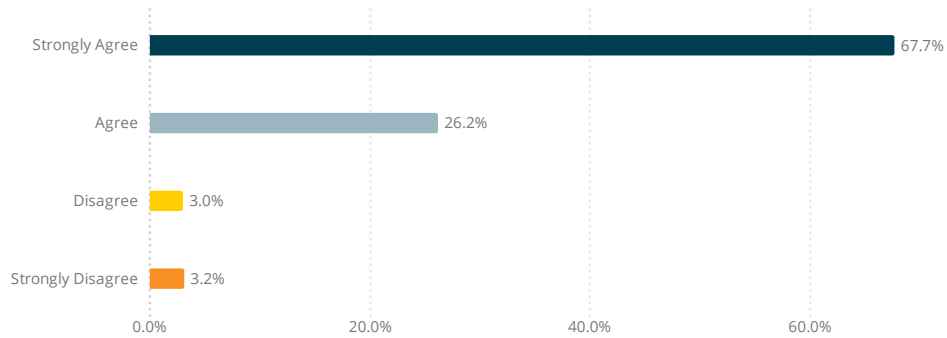
Course Level	Count	Percent
1000	845	33%
2000	498	19%
3000	391	15%
4000	205	8%
5000	371	14%
6000	161	6%
Preparatory	123	5%

## Part A. Senate Questions

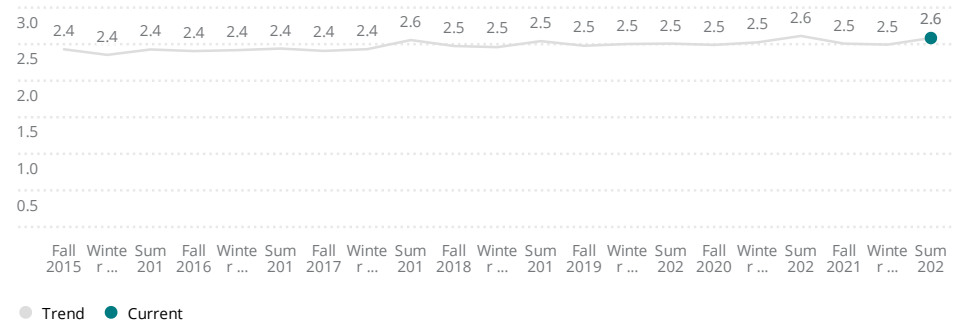
Administered to all courses.

0 = Strongly Disagree, 1 = Disagree, 2 = Agree, 3 = Strongly Agree

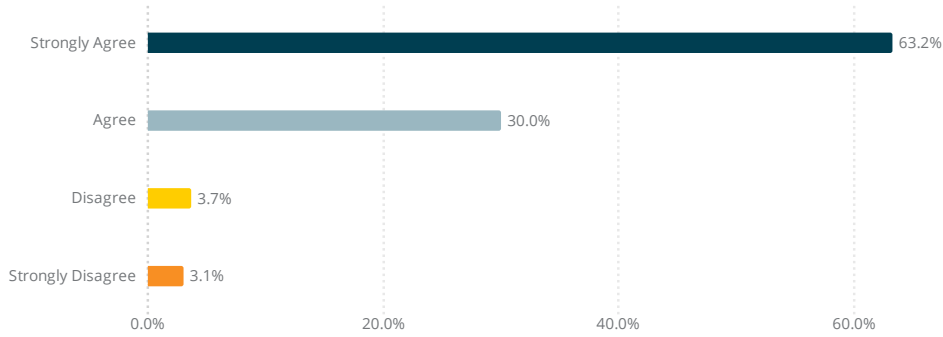
A1. The course was a valuable learning experience for me. 2,500



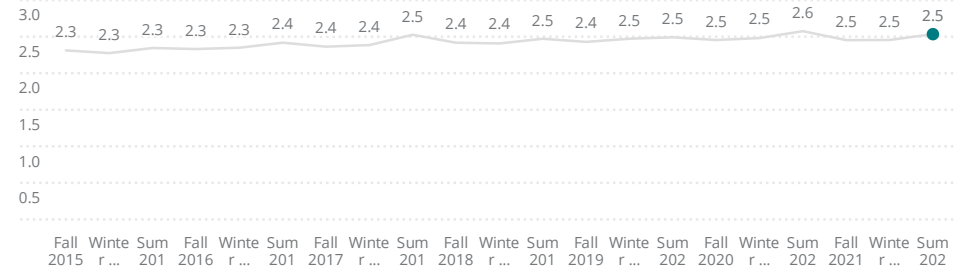
A1. Overall Score by Course Term [△](#)



A2. The course challenged me to do my best work. 2,491

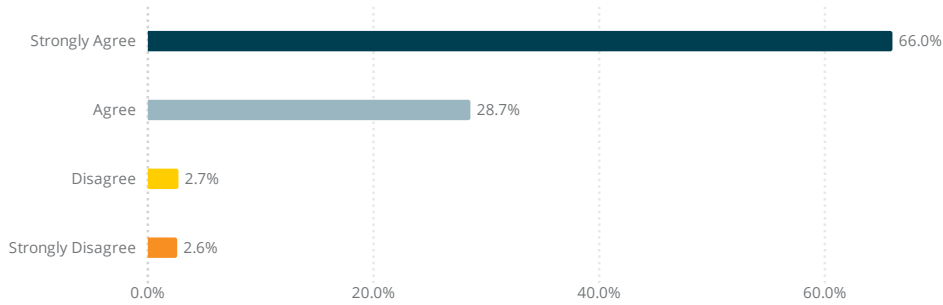


A2. Overall Score by Course Term △

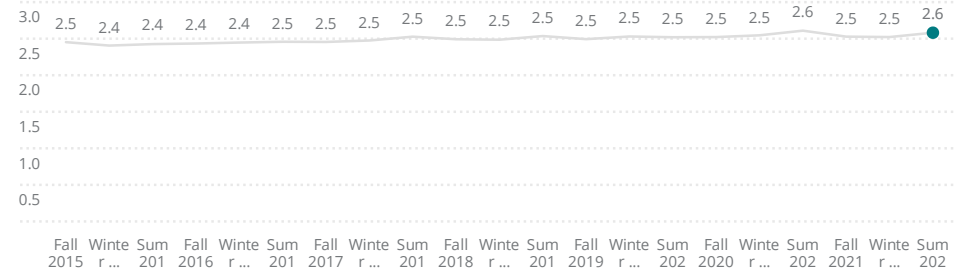


● Trend ● Current

A3. I think the course content reflected the learning outcomes, as stated in the course outline. 2,488

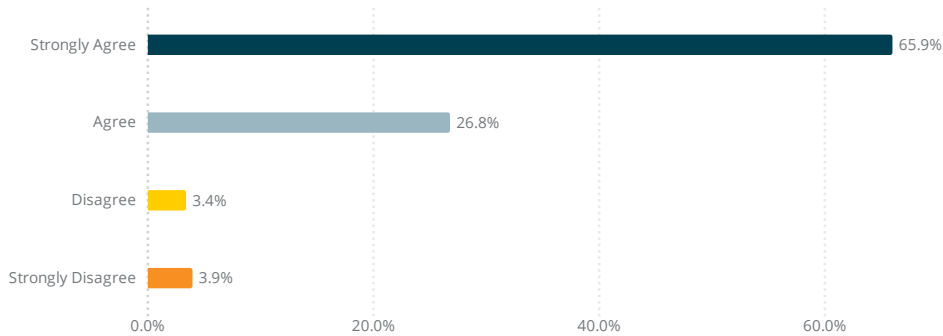


A3. Overall Score by Course Term △

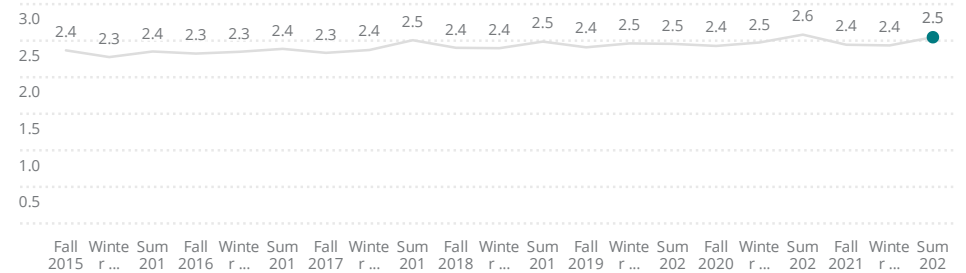


● Trend ● Current

A4. The course experience increased my appreciation for the subject matter. 2,493



A4. Overall Score by Course Term △



● Trend ● Current